

DSM Insights and Measure Insights

Newly rebuilt tools for faster data exploration

Zack Tamble, Policy & Subscription New Products Director

Learn to use the newly redesigned E Source
DSM Insights and Measure Insights



October 14, 2020

Agenda

- Insights tools overview
- Exploration of changes
- Live demo of new features and design
- Tool tips
- Q&A

Today's speaker



Zack Tamble

Policy & Subscription New Products Director

E Source

zack_tamble@esource.com



DSM Insights coverage



52

states and
provinces



265

program
administrators



7,954

programs



85%

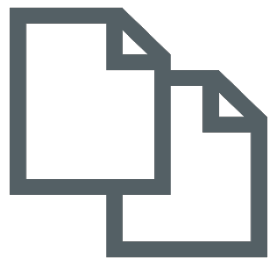
market spend

Who's included?



>\$5 million

per year in demand-side management spending



Granular documents are available

Data sources



Plan

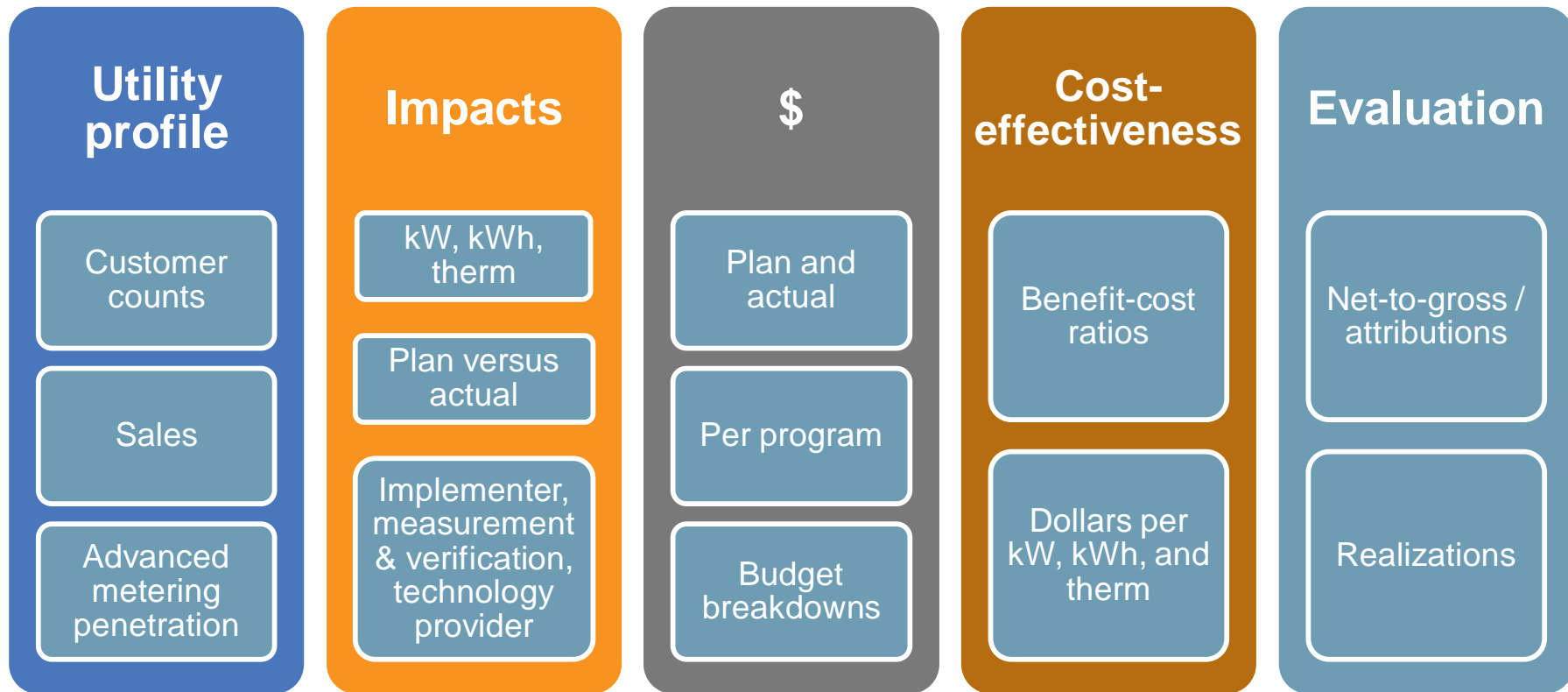
Filings
Commission decisions
Portfolio plans
Implementation plans



Actual

Annual reports
Results portals
Evaluation studies
Self-reported results

DSM Insights contents



Measure Insights coverage



33

jurisdictions



240

unique
technologies



247

value types



179,630

measure-specific data
points

Measure Insights key elements

Focus on **values** and **sources** (not calculations)

Value types



Measure life



Incremental cost



Kilowatt-hour savings



Operating hours

Each value has



Unit of measure

New features and user experience



Dashboards, reports, and filters

Dashboards launch from a sidebar and reports are listed in a drop-down menu

Filters apply dynamically to all reports within a dashboard



Software and sharing

Rebuilt on an internal platform, enabling lightning-fast searches

Easily share filters with peers to replicate searches



Portfolio benchmarking

New dashboard that allows for easy utility comparisons

All your benchmarking needs in one place

Resource centers on the home page

DSM Insights

Measure Insights

No time to learn the new tool? We'll keep the [old version](#) available through December 2020.



Need more information about DSM Insights? Visit the [DSM Insights resource center](#) for FAQs and tutorials.

Resource centers contain on-demand training, dashboard overviews, definitions, usage tips, FAQs, data trends, and the latest announcements

Click on a dashboard to launch the tool

DSM Insights and Measure Insights

DSM Insights

Measure Insights

No time to learn the new tool? We'll keep the [old version](#) available through December 2020.

Need more information about DSM Insights? Visit the [DSM Insights resource center](#) for FAQs and tutorials.



Database coverage

Examine the programs utilities offer and how they're performing



Document library

Access a searchable repository of portfolio plans, annual reports, and regulatory proceedings

- DSM Insights contains seven dashboards
- Access the tool the same way as always: through the Tools tab on www.esource.com

Launch Measure Insights by clicking on Technical Reference Manual repository

- We combined the three previous dashboards into one
- Compare technologies and measure assumptions across jurisdictions

DSM Insights and Measure Insights

DSM Insights

Measure Insights

No time to learn the new tool? We'll keep the [old version](#) available through December 2020.



Technical Reference Manual repository

Discover where Technical Reference Manuals have been published and what measures they contain

Switch dashboards easily within the tool

- Click the desired dashboard

Switch dashboards

DSM Insights



Database coverage



Document library



EIA insights



Industry spending and savings



Portfolio benchmarking



Program benchmarking



Regulatory filings schedules

Measure Insights



Technical Reference Manual repository

A few notes

- Access to the legacy platform closes in December 2020
- Get to DSM Insights and Measure Insights from the Insights tools home page
- Link to resource centers from this page for training, help, and tips

DSM Insights and Measure Insights

DSM Insights

Measure Insights


No time to learn the new tool? We'll keep the old version available through December 2020.

Need more information about DSM Insights? Visit the [DSM Insights resource center](#) for FAQs and tutorials.



Database coverage

Examine the programs utilities offer and how they're performing



Document library

Access a searchable repository of portfolio plans, annual reports, and regulatory proceedings



Live training

Insights tools functionality

Switch dashboards   Switch dashboards

Share your filters  

Export data  

Insights tools functionality

Hold Shift + click to sort by multiple columns

Search within the table

Show entries

Search:

Administrator	Program	Program year end	Reporting type	Net / gross	Impact type	Value	Spending (\$)	Unit cost (\$)	Impacts (% plan)	Spending (% plan)	Im
National Grid - MA	ENERGY STAR Lighting	2018	Verified (ex post)	Net	Summer savings (kW)	41,313	\$31,385,750	\$759.70	217%	102%	
CenterPoint Energy - Texas	ENERGY STAR® Homes MTP	2018	Verified (ex post)	Net	Summer savings (kW)	13,148	\$3,881,611	\$295.22	211%	99%	
Consumers Energy Company	Energy Star Lighting	2018	Verified (ex post)	Net	Summer savings (kW)	8,601	\$6,656,011	\$773.90	119%	86%	
AEP - Southwestern Electric Power Co. AR	Home Performance with ENERGY STAR® Program	2018	Verified (ex post)	Net	Summer savings (kW)	2,079	\$2,707,513	\$1,302.18	158%	92%	

Why utilities use DSM Insights



Budget
breakdown



Program design
metrics



Program
comparisons



Portfolio
benchmarking



Questions?

Contact us



Zack Tamble

Policy & Subscription New Products Director

E Source

zack_tamble@esource.com

You're free to share this document inside your company. If you'd like to quote or use our material outside of your business, please contact us at customer_service@esource.com or 1-800-ESOURCE (1-800-376-8723).